

LONGER TERM MANAGEMENT - SOUND DESENSITISATION

This is a proven method for managing unwanted sound related behaviours in dogs and cats. It involves exposing your pet to various noises at different volumes in a controlled way.

You can play the sound of fireworks in your home in various rooms, starting very quietly and slowly increasing the volume over a long period of time until your pet is desensitised.

Visit : www.zylkenepet.co.uk/sound-desensitisation to access your free programme now!



Scan me to visit the website

HOW TO BUILD A DEN

Animals have acute senses - every flash and bang from a firework can be unexpected and alarming. As owners, you can give your cats and dogs a safe place to retreat, should they need to.

Constructing an area within your home can help them feel safe. A den is a space where positive association can be created - giving your pets a feeling of security.



FAMILIARISATION

Look to prepare the den area at least three weeks before fireworks season to allow time for your pets to get used to it.



SIZE

Make sure the den is large enough for your cat or dog to comfortably stand up, lie down, stretch out and turn around in.



LOCATION

Build the den in a room they usually like to be in, where they already feel comfortable and content. You may wish to choose a location that can be kept all year round.



SMELLS

Line crates with used blankets, towels or old clothes to make it smell familiar and make it comfy. You can lay towels on the floor if you're not using a crate.



TREATS

Leave normal dry food or treats in the den area to help with positive association and create a distraction.



ACCESS POINTS

Allow free access to the den at all times - this will allow them to choose to go there whenever they need to without restriction.



SOUND AND LIGHT


Cover the den with a blanket where appropriate to muffle the sounds and flashes from the fireworks as much as possible. Closing your curtains will help with this too.

ESPECIALLY FOR CATS - HEIGHT

Cats feel more comfortable high up, so where possible, position their den in a location that is off the floor.

TOP TIP:

A crate may be too bulky to place higher up, but cat caves or igloos are softer and could work in this type of location. A cardboard box is an excellent temporary hiding place too!




ESPECIALLY FOR DOGS - TOYS

Put toys inside the den so they understand it's their space and start to build a positive association. Play with them if they want to, but don't force them.

TOP TIP:

A hollow chew toy stuffed with kibbles, snuffle mat and brain games should keep them busy for hours!



Zylkene®
Pet Owner Guide
to Fireworks Season
With instructions for building a pet den!
Practical advice to help your pets cope with loud noises



WHY CHOOSE ZYLKENE?

- PROMOTES PET RELAXATION**
Helps your pet cope using a natural ingredient.
- EASY TO GIVE ONCE DAILY**
Available in capsules or tasty chews.
- NON-DROWSY**
Casein is a natural protein in milk.

Zylkene®
www.zylkenepet.co.uk

Further information is available on request from:
Vetquinol UK Limited, Steadings Barn,
Pury Hill, Business Park, Nr Alderton, Towcester, NN12 7LS.
+44 (0) 1280 814500 | uk_office@vetquinol.com | www.vetquinol.co.uk

Zylkene®

Why choose Zylkene?

- Promotes Pet Relaxation
- Easy To Give Once Daily
- Non-Drowsy

www.zylkenepet.co.uk


Vetquinol
AGENTS WHOSE TOGETHER

Art8001

YOUR GUIDE TO FIREWORKS SEASON

Fireworks season is an exciting time of the year – however, it can be overshadowed by concern for our pets due to the loud bangs and flashes of light.

This concern impacts a lot of us, but there are steps you can take to make it enjoyable for all the family. Planning ahead is key!



TALK TO AN EXPERT

Visit your vet practice or a behaviourist to discuss unwanted behaviours previously displayed by your pets during loud noises or fireworks.

Speak to them about Zylkene, a natural supplement for use in helping pets cope when facing stressful situations or before occasions such as a change in their normal environment.

CHECK THEIR ID INFORMATION

Due to the unpredictable behaviours displayed during fireworks season, there is an increased chance of them trying to bolt and run away.

If any of their identification information is not up to date, such as a change in your name or address - it can delay you being reunited quickly.

TOP TIPS:

1. If you cannot remember your pet's microchip number, contact your vet who may have it noted within their client records, if not they can scan your pet and check for you.
2. Ensure your cat or dog is wearing their collar with their metal ID tag, just in case early fireworks are set off.

3 WEEKS BEFORE FIREWORKS NIGHT


3 WEEKS BEFORE

BUILD A DEN

A den is a specific area in your home for your pets to hide in if they feel fearful. Build it well in advance of fireworks season so your pets have time to adapt.

Both cats and dogs find dens comforting, but there are differences you should be aware of in order to construct the best environment for them.

For instructions on how to build a den for your pet – see overleaf.



2 WEEKS BEFORE

TOP TIPS:

1. Try and record a video of your cat or dog displaying their behaviour to loud noises before you visit the expert to allow them to see it first-hand.
2. Speak to your vet about the best method to give Zylkene to your pet. You can choose to give it as a capsule, sprinkled on food or dissolved in water (recommended for cats) or as a tasty chew (recommended for dogs).

1 WEEK BEFORE



SET THE ROUTINE AND GIVE THEM ZYLKENE

It's likely that people will soon start their own private firework displays in their garden, meaning you could have some very close to you – especially if it's a neighbour.

If you are in an area where fireworks are starting early – refer to the 'On the night' checklist.

Start their daily intake of Zylkene and continue until their normal routine is in place and no more fireworks are being let off.

2-3 DAYS BEFORE



FIREWORKS NIGHT



FOLLOW THIS 'ON THE NIGHT' CHECKLIST

- 1) **Feed them their normal meal earlier in the day. Don't forget their daily dose of Zylkene!**

Unless your pet has a medical reason to be fed at the same time each day, feeding them earlier will allow them to digest their food before you let them outdoors to go to the toilet for the evening and before stressful noises occur.

- 2) **Walk your dog and let your cat out earlier in the day when it is still light.**

This reduces the possibility of exposure to fireworks if people set them off at early nightfall.

If your dog is healthy, go for a longer walk than usual. This can reduce their excess excitement later in the evening.

- 3) **Bring all of your pets inside before nightfall.**

Even if you have outdoor cats, you may wish to keep them inside for their safety and comfort.

Putting down extra litter trays is a good idea if they are not used to long durations indoors.

- 4) **Close all windows, doors and cat flaps securely.**

Consider all your options to muffle out the sound of fireworks and reduce the flashes of light. Check all available exits and secure to avoid your pets from bolting.

- 5) **Play music or put the TV on louder than usual to mask the noise.**

These day-to-day noises will be more familiar to your pets and can mask loud noises occurring outside.

- 6) **Your pet may come to you for reassurance – it is OK to give them affection but avoid giving more than usual.**

Responding to unusual behaviour your pet makes in response to fireworks such as seeking them out and giving them more attention than normal can make your pet think that you are worried too and reinforce their behaviour. Be affectionate to your pets, and don't be concerned if they retreat to a quieter place instead.

Avoid reprimanding your pets if they display unwanted behaviours - instead try some positive training exercises or give them an interactive toy as a distraction.

Zylkene[®]
www.zylkenepet.co.uk